

# BELCAR HISTORIC & YOUNGTIMER CUP


## SPA RACING FESTIVAL

### RACE 2

### Analysis

■ Personal Best   
 ■ Session Best   
 ■ Crossing the finish line in pit lane

Lap	Time	Sector 1	Sector 2	Sector 3	T. Spd	Elapsed	Lap	Time	Sector 1	Sector 2	Sector 3	T. Spd	Elapsed
<b>2</b> Luc MOORTGAT							Porsche 964 Cup						
1	2:56.561	50.776	1:21.218	44.567	205.7	2:56.561	1	3:58.068	1:27.035	1:36.623	54.410	145.9	3:58.068
2	2:48.425	47.796	1:17.313	43.316	204.5	5:44.986	2	3:23.009	56.539	1:32.696	53.774	161.7	7:21.077
3	2:45.005	47.086	1:15.278	42.641	216.4	8:29.991	3	3:19.960	56.336	1:31.031	52.593	159.5	10:41.037
4	2:44.144	<b>46.037</b>	1:15.330	42.777	221.3	11:14.135	4	3:19.260	57.128	1:29.545	52.587	153.6	14:00.297
5	2:46.047	46.048	1:15.013	44.986	216.4	14:00.182	5	3:15.564	55.276	1:29.032	51.256	171.2	17:15.861
6	<b>2:43.583</b>	46.525	1:14.828	<b>42.230</b>	221.8	16:43.765	6	3:15.526	54.869	1:29.766	50.891	180.3	20:31.387
7	2:43.789	46.581	<b>1:13.956</b>	43.252	232.3	19:27.554	7	3:16.377	54.463	1:30.421	51.493	168.5	23:47.764
8	2:45.044	46.194	1:15.874	42.976	205.7	22:12.598	8	<b>3:12.504</b>	54.797	<b>1:26.923</b>	<b>50.784</b>	170.9	27:00.268
9	2:44.114	46.922	1:14.584	42.608	231.3	24:56.712	9	3:12.557	<b>53.804</b>	1:27.929	50.824	170.3	30:12.825
10	2:46.672	46.528	1:16.963	43.181	213.4	27:43.384	10	3:12.706	54.506	1:27.115	51.085	169.8	33:25.531
11	2:46.618	46.932	1:16.113	43.573	215.6	30:30.002							
<b>3</b> Samuel VERHEGGEN							Mercedes 190 2,3 16V						
1	3:33.394	1:07.776	1:31.878	53.740	143.4	3:33.394	1	4:01.645	1:28.588	1:38.042	55.015	146.7	4:01.645
2	3:22.995	1:00.252	1:30.191	52.552	156.7	6:56.389	2	3:21.317	55.910	1:31.455	53.952	161.0	7:22.962
3	3:16.705	57.379	1:28.283	51.043	157.2	10:13.094	3	3:20.223	56.640	1:30.625	52.958	156.3	10:43.185
4	3:13.546	56.756	1:26.223	50.567	182.4	13:26.640	4	3:19.951	56.181	<b>1:29.934</b>	53.836	153.0	14:03.136
5	3:10.361	55.679	1:24.637	50.045	185.2	16:37.001	5	<b>3:17.962</b>	<b>54.729</b>	1:30.470	<b>52.763</b>	172.5	17:21.098
6	3:11.492	56.878	1:24.664	49.950	177.9	19:48.493	6	3:26.545	58.982	1:33.231	54.332	151.7	20:47.643
7	3:08.810	55.216	<b>1:23.608</b>	49.986	186.9	22:57.303	7	3:20.992	56.925	1:30.551	53.516	161.7	24:08.635
8	3:09.864	<b>54.744</b>	1:24.690	50.430	188.2	26:07.167	8	3:22.605	57.812	1:31.946	52.847	154.1	27:31.240
9	3:10.774	55.208	1:24.998	50.568	166.2	29:17.941	9	3:25.124	57.581	1:34.749	52.794	161.2	30:56.364
10	<b>3:08.606</b>	54.996	1:23.689	<b>49.921</b>	187.2	32:26.547							
<b>4</b> Jan VAN ELDEREN							Ford Sierra Cosworth RS						
1	2:54.508	50.992	1:18.954	44.562	194.6	2:54.508	1	3:10.126	55.870	1:26.312	47.944	168.2	3:10.126
2	2:47.667	48.272	1:16.002	43.393	193.5	5:42.175	2	3:02.607	51.253	1:23.517	47.837	177.0	6:12.733
3	<b>2:44.345</b>	46.863	<b>1:14.887</b>	42.595	200.0	8:26.520	3	2:59.212	50.314	1:21.622	47.276	178.2	9:11.945
4	2:44.717	46.614	1:15.320	42.783	191.8	11:11.237	4	2:55.168	49.587	1:20.461	45.120	183.7	12:07.113
5	2:48.796	46.721	1:15.960	46.115	198.9	14:00.033	5	2:54.519	49.311	1:20.073	45.135	175.0	15:01.632
6	2:45.239	46.990	1:15.697	<b>42.552</b>	215.1	16:45.272	6	<b>2:51.638</b>	<b>48.215</b>	1:18.434	44.989	192.5	17:53.270
7	2:46.082	<b>46.384</b>	1:15.587	44.111	194.9	19:31.354	7	2:53.238	48.395	1:19.511	45.332	197.8	20:46.508
8	2:46.276	47.330	1:16.039	42.907	197.8	22:17.630	8	2:52.131	49.351	<b>1:17.871</b>	44.909	200.0	23:38.639
9	2:44.735	46.675	1:15.333	42.727	207.3	25:02.365	9	2:56.900	50.562	1:21.479	44.859	190.5	26:35.539
10	2:48.171	46.621	1:18.549	43.001	206.9	27:50.536	10	2:54.388	48.232	1:21.408	<b>44.748</b>	201.9	29:29.927
11	2:45.745	46.908	1:15.356	43.481	197.8	30:36.281	11	2:52.818	48.599	1:18.779	45.440	189.1	32:22.745
<b>5</b> Wim KUIJL							Ford Capri						
1	3:39.615	1:22.264	1:26.424	50.927	175.9	3:39.615	1	3:09.859	56.806	1:25.662	47.391	175.9	3:09.859
2	3:10.039	55.731	1:24.941	49.367	181.5	6:49.654	2	3:02.357	52.362	1:23.064	46.931	183.1	6:12.216
3	3:05.755	54.644	1:20.895	50.216	182.1	9:55.409	3	2:59.553	51.738	1:21.058	46.757	193.2	9:11.769
4	3:07.962	55.415	1:23.144	49.403	179.7	13:03.371	4	2:55.975	51.250	1:19.427	45.298	196.0	12:07.744
5	3:06.268	54.986	1:20.839	50.443	182.1	16:09.639	5	2:54.644	51.162	1:18.536	44.946	189.5	15:02.388
6	3:04.783	54.548	1:21.063	49.172	181.8	19:14.422	6	2:53.825	51.182	1:17.791	44.852	203.8	17:56.213
7	3:05.885	55.509	1:21.406	<b>48.970</b>	184.0	22:20.307	7	2:53.316	50.853	1:17.997	<b>44.466</b>	206.9	20:49.529
8	<b>3:04.466</b>	54.751	<b>1:20.562</b>	49.153	183.1	25:24.773	8	2:53.717	50.283	1:18.536	44.898	201.5	23:43.246
9	3:04.855	<b>54.313</b>	1:21.360	49.182	182.4	28:29.628	9	2:54.581	50.674	1:18.899	45.008	203.4	26:37.827
10	3:04.841	54.321	1:21.435	49.085	184.6	31:34.469	10	2:58.278	50.294	1:23.330	44.654	206.1	29:36.105
							11	<b>2:52.569</b>	<b>50.097</b>	<b>1:17.457</b>	45.015	203.0	32:28.674
<b>7</b> Luc GEEBELEN							Porsche 911						
1	4:01.645	1:28.588	1:38.042	55.015	146.7	4:01.645	1	3:58.068	1:27.035	1:36.623	54.410	145.9	3:58.068
2	3:21.317	55.910	1:31.455	53.952	161.0	7:22.962	2	3:23.009	56.539	1:32.696	53.774	161.7	7:21.077
3	3:20.223	56.640	1:30.625	52.958	156.3	10:43.185	3	3:19.960	56.336	1:31.031	52.593	159.5	10:41.037
4	3:19.951	56.181	<b>1:29.934</b>	53.836	153.0	14:03.136	4	3:19.260	57.128	1:29.545	52.587	153.6	14:00.297
5	<b>3:17.962</b>	<b>54.729</b>	1:30.470	<b>52.763</b>	172.5	17:21.098	5	3:15.564	55.276	1:29.032	51.256	171.2	17:15.861
6	3:26.545	58.982	1:33.231	54.332	151.7	20:47.643	6	3:15.526	54.869	1:29.766	50.891	180.3	20:31.387
7	3:20.992	56.925	1:30.551	53.516	161.7	24:08.635	7	3:16.377	54.463	1:30.421	51.493	168.5	23:47.764
8	3:22.605	57.812	1:31.946	52.847	154.1	27:31.240	8	<b>3:12.504</b>	54.797	<b>1:26.923</b>	<b>50.784</b>	170.9	27:00.268
9	3:25.124	57.581	1:34.749	52.794	161.2	30:56.364	9	3:12.557	<b>53.804</b>	1:27.929	50.824	170.3	30:12.825
<b>17</b> Eric NULENS							Porsche 964						
1	3:10.126	55.870	1:26.312	47.944	168.2	3:10.126	1	3:58.068	1:27.035	1:36.623	54.410	145.9	3:58.068
2	3:02.607	51.253	1:23.517	47.837	177.0	6:12.733	2	3:23.009	56.539	1:32.696	53.774	161.7	7:21.077
3	2:59.212	50.314	1:21.622	47.276	178.2	9:11.945	3	3:19.960	56.336	1:31.031	52.593	159.5	10:41.037
4	2:55.168	49.587	1:20.461	45.120	183.7	12:07.113	4	3:19.260	57.128	1:29.545	52.587	153.6	14:00.297
5	2:54.519	49.311	1:20.073	45.135	175.0	15:01.632	5	3:15.564	55.276	1:29.032	51.256	171.2	17:15.861
6	<b>2:51.638</b>	<b>48.215</b>	1:18.434	44.989	192.5	17:53.270	6	3:15.526	54.869	1:29.766	50.891	180.3	20:31.387
7	2:53.238	48.395	1:19.511	45.332	197.8	20:46.508	7	3:16.377	54.463	1:30.421	51.493	168.5	23:47.764
8	2:52.131	49.351	<b>1:17.871</b>	44.909	200.0	23:38.639	8	<b>3:12.504</b>	54.797	<b>1:26.923</b>	<b>50.784</b>	170.9	27:00.268
9	2:56.900	50.562	1:21.479	44.859	190.5	26:35.539	9	3:12.557	<b>53.804</b>	1:27.929	50.824	170.3	30:12.825
10	2:54.388	48.232	1:21.408	<b>44.748</b>	201.9	29:29.927	10	3:12.706	54.506	1:27.115	51.085	169.8	33:25.531
11	2:52.818	48.599	1:18.779	45.440	189.1	32:22.745							
<b>19</b> Fair GENTLEMAN'S							Mercedes 190 2,3 16V						
1	3:09.859	56.806	1:25.662	47.391	175.9	3:09.859	1	3:09.859	56.806	1:25.662	47.391	175.9	3:09.859
2	3:02.357	52.362	1:23.064	46.931	183.1	6:12.216	2	3:02.357	52.362	1:23.064	46.931	183.1	6:12.216
3	2:59.553	51.738	1:21.058	46.757	193.2	9:11.769	3	2:59.553	51.738	1:21.058	46.757	193.2	9:11.769
4	2:55.975	51.250	1:19.427	45.298	196.0	12:07.744	4	2:55.975	51.250	1:19.427	45.298	196.0	12:07.744
5	2:54.644	51.162	1:18.536	44.946	189.5	15:02.388	5	2:54.644	51.162	1:18.536	44.946	189.5	15:02.388
6	2:53.825	51.182	1:17.791	44.852	203.8	17:56.213	6	2:53.825	51.182	1:17.791	44.852	203.8	17:56.213
7	2:53.316	50.853	1:17.997	<b>44.466</b>	206.9	20:49.529	7	2:53.316	50.853	1:17.997	<b>44.466</b>	206.9	20:49.529
8	2:53.717	50.283	1:18.536	44.898	201.5	23:43.246	8	2:53.717	50.283	1:18.536	44.898	201.5	23:43.246
9	2:54.581	50.674	1:18.899	45.008									



# BELCAR HISTORIC & YOUNGTIMER CUP

## SPA RACING FESTIVAL

### RACE 2

### Analysis

■ Personal Best   
 ■ Session Best   
 ■ Crossing the finish line in pit lane

Lap	Time	Sector 1	Sector 2	Sector 3	T. Spd	Elapsed
5	<b>2:48.980</b>	48.285	<b>1:16.217</b>	44.478	205.7	14:16.716
6	2:51.751	48.446	1:18.556	44.749	192.9	17:08.467
7	2:53.799	50.704	1:18.005	45.090	201.1	20:02.266
8	2:51.427	48.629	1:16.747	46.051	187.5	22:53.693
9	2:51.293	49.635	1:17.316	44.342	204.9	25:44.986
10	2:51.279	48.971	1:17.720	44.588	200.0	28:36.265
11	2:48.981	<b>47.812</b>	1:16.840	<b>44.329</b>	193.9	31:25.246

26 Marc VANDENDIJK NL						
LOTUS Elan						
1	4:23.282	1:36.600	1:47.173	59.509	149.0	4:23.282
2	3:46.580	1:03.367	1:45.658	57.555	156.3	8:09.862
3	3:43.223	1:01.835	1:42.766	58.622	167.7	11:53.085
4	3:38.255	1:01.296	1:41.661	55.298	155.4	15:31.340
5	3:35.870	1:00.024	1:40.071	55.775	151.9	19:07.210
6	3:34.854	58.932	1:39.776	56.146	166.7	22:42.064
7	3:36.140	<b>58.317</b>	1:41.368	56.455	166.2	26:18.204
8	3:35.676	58.714	1:40.132	56.830	164.4	29:53.880
9	<b>3:31.196</b>	1:00.156	<b>1:37.649</b>	<b>53.391</b>	164.1	33:25.076

30 Dirk VAN ROMPUY						
BMW M3						
1	3:05.051	54.448	1:23.965	46.638	182.7	3:05.051
2	2:54.025	49.342	1:19.609	45.074	182.4	5:59.076
3	2:51.733	48.445	1:17.681	45.607	206.1	8:50.809
4	2:51.620	<b>47.917</b>	1:18.370	45.333	197.4	11:42.429
5	2:52.158	48.592	1:17.305	46.261	201.5	14:34.587
6	2:51.441	48.636	1:17.141	45.664	211.4	17:26.028
7	2:52.324	49.866	1:17.288	45.170	212.2	20:18.352
8	<b>2:50.351</b>	48.447	1:17.258	44.646	188.2	23:08.703
9	2:50.725	48.150	1:18.191	<b>44.384</b>	210.9	25:59.428
10	2:50.363	48.122	<b>1:16.979</b>	45.262	213.4	28:49.791
11	2:53.025	50.109	1:17.505	45.411	206.5	31:42.816

33 Tim KUIJL						
BMW E36 325 i						
1	3:07.508	57.901	1:22.203	47.404	188.5	3:07.508
2	2:55.670	51.235	1:18.193	46.242	197.4	6:03.178
3	2:54.465	50.756	1:17.428	46.281	203.8	8:57.643
4	2:56.750	50.904	1:18.100	47.746	203.0	11:54.393
5	<b>2:53.302</b>	50.726	1:16.814	<b>45.762</b>	204.5	14:47.695
6	2:54.405	50.964	<b>1:16.758</b>	46.683	200.7	17:42.100
7	2:55.017	<b>50.721</b>	1:18.425	45.871	202.2	20:37.117
8	2:56.354	51.702	1:18.258	46.394	202.6	23:33.471
9	2:55.441	51.080	1:18.306	46.055	194.9	26:28.912
10	2:55.189	50.870	1:18.107	46.212	203.4	29:24.101
11	2:57.109	52.898	1:18.146	46.065	198.2	32:21.210

36 Francis LACROIX						
PORSCHE 914 / 6						
1	3:50.340	1:27.071	1:31.708	51.561	162.4	3:50.340
2	3:19.886	55.843	1:32.221	51.822	146.5	7:10.226
3	3:16.252	55.660	1:29.607	50.985	160.7	10:26.478
4	3:13.371	54.437	1:28.196	50.738	164.9	13:39.849
5	3:15.864	54.323	1:30.022	51.519	156.5	16:55.713
6	3:15.750	53.936	1:30.285	51.529	164.1	20:11.463
7	3:17.320	54.544	1:31.207	51.569	159.1	23:28.783

Lap	Time	Sector 1	Sector 2	Sector 3	T. Spd	Elapsed
8	3:15.929	54.987	1:30.112	50.830	175.0	26:44.712
9	3:11.370	55.737	<b>1:25.672</b>	<b>49.961</b>	171.7	29:56.082
10	<b>3:10.323</b>	<b>53.441</b>	1:26.461	50.421	163.4	33:06.405


40 MAHIEU - MAHIEU						
TRIUMPH TR3 A						
1	4:24.278	1:39.478	1:44.794	1:00.006	141.5	4:24.278
2	3:47.602	1:06.239	1:42.209	59.154	132.0	8:11.880
3	3:43.429	1:05.880	1:38.014	59.535	151.7	11:55.309
4	3:38.812	1:03.759	1:37.447	57.606	135.0	15:34.121
5	<b>3:35.110</b>	1:03.980	<b>1:33.889</b>	57.241	154.3	19:09.231
6	3:35.531	<b>1:02.299</b>	1:35.867	57.365	162.4	22:44.762
7	3:35.265	1:02.501	1:36.094	<b>56.670</b>	156.7	26:20.027
8	3:39.769	1:03.038	1:36.810	59.921	151.3	29:59.796

42 Christian MARX						
TRIUMPH TR8						
1	3:58.006	1:39.405	1:28.667	49.934	177.9	3:58.006
2	2:57.956	50.568	1:22.100	45.288	204.5	6:55.962
3	3:05.268	48.844	1:19.879	56.545	200.7	10:01.230
4	3:11.483	49.390	1:36.674	45.419	200.0	13:12.713
5	2:55.241	48.826	1:20.386	46.029	210.5	16:07.954
6	2:59.127	48.702	1:20.864	49.561	210.9	19:07.081
7	<b>2:52.878</b>	48.348	<b>1:19.789</b>	<b>44.741</b>	197.1	21:59.959
8	2:52.973	<b>47.916</b>	1:19.936	45.121	205.7	24:52.932
9	2:56.694	48.720	1:23.092	44.882	202.6	27:49.626
10	2:55.082	48.834	1:20.535	45.713	196.7	30:44.708

48 Robert VAESSEN						
BMW E30						
1	3:25.950	1:04.395	1:29.609	51.946	162.2	3:25.950
2	3:12.698	57.517	1:25.144	50.037	173.9	6:38.648
3	3:11.706	56.954	1:24.729	50.023	179.7	9:50.354
4	3:08.742	56.034	1:23.865	48.843	179.7	12:59.096
5	3:11.289	55.852	1:23.946	51.491	177.6	16:10.385
6	<b>3:07.557</b>	<b>55.199</b>	1:23.361	48.997	186.2	19:17.942
7	3:09.130	55.443	1:24.948	48.739	185.2	22:27.072
8	3:08.040	55.895	<b>1:22.984</b>	49.161	183.7	25:35.112
9	3:08.255	55.803	1:24.136	48.316	183.4	28:43.367
10	3:07.707	56.207	1:23.262	<b>48.238</b>	183.4	31:51.074

49 Everijan ALDERS						
BMW 325i						
1	3:01.704	54.427	1:20.794	46.483	188.8	3:01.704
2	2:55.319	49.556	1:20.130	45.633	186.2	5:57.023
3	2:52.499	49.577	1:17.537	45.385	201.9	8:49.522
4	2:53.413	48.945	1:18.998	45.470	200.4	11:42.935
5	<b>2:50.968</b>	<b>48.716</b>	1:16.992	45.260	192.9	14:33.903
6	2:52.167	49.714	<b>1:16.946</b>	45.507	201.5	17:26.070
7	2:53.431	50.832	1:17.193	45.406	211.8	20:19.501
8	2:52.876	50.420	1:17.362	<b>45.094</b>	203.4	23:12.377
9	2:55.504	50.380	1:18.998	46.126	184.0	26:07.881
10	2:55.434	50.396	1:18.893	46.145	184.3	29:03.315
11	2:57.859	51.572	1:19.478	46.809	175.0	32:01.174

56 Geert DIERCKX						
BMW E30 M3						
1	3:01.704	54.427	1:20.794	46.483	188.8	3:01.704
2	2:55.319	49.556	1:20.130	45.633	186.2	5:57.023
3	2:52.499	49.577	1:17.537	45.385	201.9	8:49.522
4	2:53.413	48.945	1:18.998	45.470	200.4	11:42.935
5	<b>2:50.968</b>	<b>48.716</b>	1:16.992	45.260	192.9	14:33.903
6	2:52.167	49.714	<b>1:16.946</b>	45.507	201.5	17:26.070
7	2:53.431	50.832	1:17.193	45.406	211.8	20:19.501
8	2:52.876	50.420	1:17.362	<b>45.094</b>	203.4	23:12.377
9	2:55.504	50.380	1:18.998	46.126	184.0	26:07.881
10	2:55.434	50.396	1:18.893	46.145	184.3	29:03.315
11	2:57.859	51.572	1:19.478	46.809	175.0	32:01.174



# BELCAR HISTORIC & YOUNGTIMER CUP

## SPA RACING FESTIVAL

### RACE 2

### Analysis

■ Personal Best   
 ■ Session Best   
 ■ Crossing the finish line in pit lane

Lap	Time	Sector 1	Sector 2	Sector 3	T. Spd	Elapsed	Lap	Time	Sector 1	Sector 2	Sector 3	T. Spd	Elapsed
1	3:07.322	56.034	1:23.591	47.697	187.5	3:07.322	8	2:53.626	50.475	1:16.993	46.158	196.7	23:28.911
2	2:57.456	51.188	1:20.484	45.784	188.8	6:04.778	9	2:52.401	50.853	1:15.790	45.758	198.5	26:21.312
3	2:53.118	49.964	1:17.587	45.567	207.3	8:57.896	10	2:52.428	50.551	1:16.187	45.690	199.3	29:13.740
4	2:56.738	51.049	1:19.217	46.472	187.8	11:54.634	11	<span style="color: green;">2:51.956</span>	50.410	<span style="color: green;">1:15.607</span>	45.939	200.0	32:05.696

**57** Jasper DIERCKX  
BMW E36

1	3:14.159	59.639	1:25.074	49.446	181.5	3:14.159
2	3:07.464	53.619	1:24.029	49.816	186.5	6:21.623
3	3:07.806	53.865	1:24.829	49.112	189.5	9:29.429
4	3:03.762	53.062	1:22.148	48.552	187.8	12:33.191
5	3:02.820	52.946	1:21.620	48.254	192.9	15:36.011
6	3:03.475	53.655	1:21.538	48.282	191.5	18:39.486
7	3:01.484	53.149	1:20.966	47.369	194.9	21:40.970
8	<span style="color: green;">2:59.953</span>	<span style="color: green;">52.072</span>	<span style="color: green;">1:20.810</span>	<span style="color: green;">47.071</span>	198.2	24:40.923
9	3:04.386	52.290	1:23.506	48.590	197.1	27:45.309
10	3:04.476	53.828	1:21.599	49.049	187.5	30:49.785

**61** Juri VAN NIEUWENBORGH  
BMW E30

1	3:16.172	1:00.654	1:26.146	49.372	175.0	3:16.172
2	3:06.959	53.450	1:24.474	49.035	170.3	6:23.131
3	3:06.830	53.185	1:24.430	49.215	184.0	9:29.961
4	3:03.918	52.945	1:22.569	48.404	182.1	12:33.879
5	3:02.414	53.210	1:21.481	47.723	189.5	15:36.293
6	3:03.592	54.095	1:21.757	47.740	194.2	18:39.885
7	3:00.473	52.416	1:20.776	<span style="color: green;">47.281</span>	198.5	21:40.358
8	<span style="color: green;">2:59.848</span>	<span style="color: green;">51.979</span>	<span style="color: green;">1:20.218</span>	47.651	199.3	24:40.206
9	3:05.107	52.731	1:23.499	48.877	200.0	27:45.313
10	3:02.797	52.549	1:22.686	47.562	184.6	30:48.110

**66** Patrick VERBELEN  
NISSAN 200 NX

1	3:31.627	1:06.733	1:31.705	53.189	149.2	3:31.627
2	3:20.858	57.708	1:30.019	53.131	154.1	6:52.485
3	3:17.320	56.633	1:29.203	51.484	155.6	10:09.805
4	3:12.316	56.456	1:25.619	50.241	159.8	13:22.121
5	3:08.424	55.151	1:24.464	<span style="color: green;">48.809</span>	168.0	16:30.545
6	3:15.133	1:00.761	1:24.766	49.606	164.6	19:45.678
7	3:10.442	55.218	1:24.424	50.800	156.7	22:56.120
8	3:12.056	54.374	1:26.674	51.008	159.5	26:08.176
9	3:07.497	<span style="color: green;">54.034</span>	1:24.372	49.091	174.8	29:15.673
10	<span style="color: green;">3:07.142</span>	54.449	<span style="color: green;">1:23.355</span>	49.338	186.9	32:22.815

**69** Ben THAENS  
BMW E30

1	3:07.944	57.188	1:24.018	46.738	184.9	3:07.944
2	2:57.102	51.733	1:19.642	45.727	201.9	6:05.046
3	2:53.203	<span style="color: green;">50.269</span>	1:17.393	<span style="color: green;">45.541</span>	203.4	8:58.249
4	2:54.772	51.319	1:17.188	46.265	196.4	11:53.021
5	2:52.591	50.668	1:15.829	46.094	199.6	14:45.612
6	2:53.284	50.504	1:16.156	46.624	199.6	17:38.896
7	2:56.389	51.924	1:17.888	46.577	197.4	20:35.285

**78** Canio MARCHIONE  
BMW 2002 TI

1	3:40.464	1:22.458	1:26.726	51.280	169.3	3:40.464
2	3:13.277	56.447	1:26.783	50.047	161.4	6:53.741
3	3:10.346	56.467	1:23.901	49.978	161.4	10:04.087
4	3:11.484	55.965	1:24.484	51.035	169.8	13:15.571
5	3:08.498	55.539	1:23.378	49.581	163.9	16:24.069
6	3:07.508	55.882	1:22.196	49.430	178.5	19:31.577
7	3:09.306	55.589	1:21.719	51.998	177.3	22:40.883
8	3:07.759	56.930	<span style="color: green;">1:21.626</span>	49.203	173.1	25:48.642
9	3:07.951	55.951	1:23.074	<span style="color: green;">48.926</span>	177.0	28:56.593
10	<span style="color: green;">3:06.147</span>	<span style="color: green;">55.284</span>	1:21.684	49.179	174.2	32:02.740

**80** Marc VAN DOORSLAER  
BMW E36


1	3:12.895	58.695	1:25.483	48.717	177.6	3:12.895
2	3:04.767	53.495	1:22.714	48.558	182.7	6:17.662
3	3:03.567	53.407	1:22.247	47.913	191.2	9:21.229
4	3:03.266	53.308	1:21.954	48.004	190.1	12:24.495
5	3:04.370	52.774	1:22.042	49.554	193.5	15:28.865
6	3:02.740	53.030	1:22.053	47.657	190.8	18:31.605
7	3:02.803	53.070	1:21.856	47.877	194.9	21:34.408
8	3:02.908	53.176	<span style="color: green;">1:21.301</span>	48.431	194.2	24:37.316
9	<span style="color: green;">3:01.683</span>	52.546	1:21.991	<span style="color: green;">47.146</span>	197.1	27:38.999
10	3:02.131	<span style="color: green;">52.432</span>	1:22.253	47.446	191.5	30:41.130

**82** Xavier MARTENS  
PORSCHE 911

1	3:35.052	1:18.652	1:27.619	48.781	158.1	3:35.052
2	3:13.378	57.760	1:27.063	48.555	163.4	6:48.430
3	3:05.189	51.548	1:24.312	49.329	177.6	9:53.619
4	3:01.878	51.644	1:23.290	46.944	183.1	12:55.497
5	3:00.722	50.496	1:23.105	47.121	190.8	15:56.219
6	3:00.403	50.206	1:23.074	47.123	194.6	18:56.622
7	<span style="color: green;">3:00.165</span>	50.501	<span style="color: green;">1:22.921</span>	46.743	192.9	21:56.787
8	3:00.831	51.173	1:22.986	46.672	189.1	24:57.618
9	3:00.598	<span style="color: green;">50.008</span>	1:24.001	46.589	192.9	27:58.216
10	3:00.502	50.617	1:23.616	<span style="color: green;">46.269</span>	178.2	30:58.718

**84** DAMSEAUX - DAMSEAUX  
AUSTIN Mini Cooper S

1	3:55.386	1:29.554	1:33.269	52.563	160.0	3:55.386
2	3:17.706	57.956	1:27.214	52.536	168.2	7:13.092
3	3:16.448	57.940	1:26.195	52.313	164.1	10:29.540
4	<span style="color: green;">3:16.374</span>	58.110	1:25.967	52.297	164.1	13:45.914
5	3:17.598	58.357	1:27.026	52.215	165.1	17:03.512
6	3:18.549	59.355	1:26.267	52.927	164.6	20:22.061
7	3:17.059	<span style="color: green;">57.789</span>	1:26.894	52.376	164.6	23:39.120
8	3:17.711	57.946	1:26.937	52.828	168.0	26:56.831
9	3:17.695	58.366	1:27.234	<span style="color: green;">52.095</span>	166.4	30:14.526
10	3:16.377	58.187	<span style="color: green;">1:25.803</span>	52.387	164.1	33:30.903



# BELCAR HISTORIC & YOUNGTIMER CUP


## SPA RACING FESTIVAL

### RACE 2

### Analysis

■ Personal Best ■ Session Best ■ Crossing the finish line in pit lane

Lap	Time	Sector 1	Sector 2	Sector 3	T. Spd	Elapsed	Lap	Time	Sector 1	Sector 2	Sector 3	T. Spd	Elapsed
<b>89</b> Matthias VAN HOOL							RENAULT						
1	3:27.502	1:04.427	1:30.178	52.897	174.2	3:27.502	10	3:07.077	55.629	1:22.446	49.002	180.6	32:08.162
2	3:15.836	57.441	1:27.358	51.037	170.1	6:43.338							
3	3:17.883	57.400	1:27.736	52.747	168.2	10:01.221							
4	3:20.327	57.704	1:30.480	52.143	170.3	13:21.548							
5	3:13.609	57.900	1:25.284	50.425	171.7	16:35.157							
6	3:12.178	57.741	1:24.451	49.986	172.2	19:47.335							
7	3:14.110	56.988	1:25.360	51.762	164.9	23:01.445							
8	3:15.341	57.351	1:25.106	52.884	170.9	26:16.786							
9	3:11.899	56.941	1:24.634	50.324	177.3	29:28.685							
10	3:12.964	58.121	1:23.637	51.206	172.5	32:41.649							
<b>90</b> Eric BRUYNOOGHE							Peugeot 308 Turbo Cup						
1	3:56.548	1:40.327	1:26.691	49.530	166.4	3:56.548							
2	3:33.439B	50.345	1:38.121	1:04.973	200.4	7:29.987							
<b>94</b> Gust VAN HAELEST							MAZDA RX3						
1	3:01.279	54.261	1:20.528	46.490	188.2	3:01.279							
2	2:55.253	49.746	1:20.053	45.454	188.5	5:56.532							
3	2:52.448	49.398	1:17.954	45.096	205.3	8:48.980							
4	2:55.447	49.197	1:20.989	45.261	198.5	11:44.427							
5	2:50.696	48.476	1:17.067	45.153	197.1	14:35.123							
6	2:51.944	48.906	1:17.725	45.313	200.0	17:27.067							
7	2:52.081	49.818	1:16.659	45.604	208.1	20:19.148							
8	2:50.869	49.049	1:17.625	44.195	198.5	23:10.017							
9	2:51.149	48.195	1:18.514	44.440	203.0	26:01.166							
10	2:51.261	49.666	1:16.199	45.396	204.5	28:52.427							
11	2:50.825	49.276	1:16.889	44.660	194.2	31:43.252							
<b>101</b> Tom LAUREYNS							VW Scirocco						
1	3:39.067	1:21.384	1:27.007	50.676	168.2	3:39.067							
2	3:12.390	55.888	1:26.556	49.946	166.9	6:51.457							
3	3:11.260	55.694	1:25.386	50.180	172.5	10:02.717							
4	3:09.697	55.508	1:24.603	49.586	175.0	13:12.414							
5	3:08.144	55.020	1:23.817	49.307	181.2	16:20.558							
6	3:07.488	54.748	1:23.463	49.277	180.0	19:28.046							
7	3:08.109	55.340	1:23.131	49.638	179.7	22:36.155							
8	3:07.387	54.708	1:23.043	49.636	180.6	25:43.542							
9	3:09.811	55.591	1:24.684	49.536	181.5	28:53.353							
10	3:08.785	55.375	1:23.426	49.984	180.0	32:02.138							
<b>106</b> Christoph HÖTTE							PEUGEOT 106						
1	3:27.881	1:05.422	1:30.411	52.048	153.0	3:27.881							
2	3:13.409	57.472	1:26.073	49.864	168.0	6:41.290							
3	3:13.364	56.396	1:25.555	51.413	168.2	9:54.654							
4	3:14.901	55.823	1:28.766	50.312	161.9	13:09.555							
5	3:09.742	55.939	1:24.749	49.054	176.2	16:19.297							
6	3:10.134	57.304	1:23.220	49.610	176.8	19:29.431							
7	3:11.147	56.070	1:22.850	52.227	179.1	22:40.578							
8	3:11.210	57.659	1:24.156	49.395	159.5	25:51.788							
9	3:09.297	55.630	1:24.235	49.432	171.7	29:01.085							
<b>116</b> Pierre Philippe DUMONT							NISSAN Datsun Sports 240 Z						
1	4:02.371	1:29.291	1:38.045	55.035	141.9	4:02.371							
2	3:26.783	59.081	1:33.324	54.378	163.4	7:29.154							
3	3:18.781	56.978	1:28.655	53.148	164.9	10:47.935							
4	3:19.483	56.968	1:28.948	53.567	166.7	14:07.418							
5	3:18.935	58.808	1:28.598	51.529	161.4	17:26.353							
6	3:17.805	56.193	1:29.711	51.901	163.4	20:44.158							
7	3:13.210	55.509	1:26.376	51.325	169.3	23:57.368							
8	3:12.760	55.387	1:26.655	50.718	166.7	27:10.128							
9	3:11.481	55.368	1:24.948	51.165	154.3	30:21.609							
10	3:13.919	56.559	1:24.007	53.353	173.9	33:35.528							
<b>124</b> Lorenzo SEGERS							BMW 325i						
1	3:26.770	1:05.681	1:29.741	51.348	151.9	3:26.770							
2	3:13.323	56.071	1:27.250	50.002	161.0	6:40.093							
3	3:13.860	55.206	1:26.081	52.573	157.4	9:53.953							
4	3:16.335	55.825	1:29.215	51.295	160.7	13:10.288							
5	3:16.198	57.412	1:28.109	50.677	136.5	16:26.486							
6	3:15.762	55.618	1:28.614	51.530	165.4	19:42.248							
7	3:12.332	55.609	1:25.933	50.790	157.0	22:54.580							
8	3:11.716	54.582	1:26.942	50.192	162.4	26:06.296							
9	3:14.589	54.322	1:26.532	53.735	170.6	29:20.885							
10	3:22.472	56.708	1:31.747	54.017	157.9	32:43.357							
<b>136</b> John TIMMERMANS							LANCIA Delta Integrale						
1	3:02.230	54.630	1:21.667	45.933	180.9	3:02.230							
2	2:52.125	48.813	1:19.673	43.639	200.0	5:54.355							
3	2:49.423	47.959	1:17.623	43.841	200.4	8:43.778							
4	2:57.814	47.622	1:24.206	45.986	205.3	11:41.592							
5	2:49.441	48.859	1:17.407	43.175	197.4	14:31.033							
6	2:52.282	47.311	1:17.536	47.435	207.3	17:23.315							
7	3:05.105	49.405	1:22.873	52.827	205.7	20:28.420							
8	3:06.018	53.913	1:23.038	49.067	182.7	23:34.438							
9	3:02.560	53.672	1:22.415	46.473	185.6	26:36.998							
10	2:58.212	49.755	1:24.297	44.160	200.7	29:35.210							
11	2:52.933	48.809	1:19.079	45.045	210.9	32:28.143							
<b>143</b> Stefan JACOBS							BMW 2002 TI						
1	4:01.145	1:28.475	1:37.449	55.221	148.4	4:01.145							
2	3:27.618	59.585	1:33.786	54.247	169.0	7:28.763							
3	3:23.937	58.643	1:31.381	53.913	168.2	10:52.700							
4	3:23.019	58.896	1:31.510	52.613	177.6	14:15.719							
5	3:27.710	59.198	1:32.852	55.660	168.7	17:43.429							
6	3:20.723	58.991	1:29.653	52.079	154.1	21:04.152							
7	3:21.608	58.438	1:29.964	53.206	161.4	24:25.760							
8	3:23.949	58.677	1:31.508	53.764	165.4	27:49.709							
9	3:22.087	58.357	1:30.280	53.450	162.4	31:11.796							
<b>194</b> Mario POTTERS							PEUGEOT 205 GTI						
1	3:31.369	1:04.780	1:30.124	56.465	154.7	3:31.369							



# BELCAR HISTORIC & YOUNGTIMER CUP

## SPA RACING FESTIVAL

### RACE 2

### Analysis

■ Personal Best ■ Session Best B Crossing the finish line in pit lane

Lap	Time	Sector 1	Sector 2	Sector 3	T. Spd	Elapsed	Lap	Time	Sector 1	Sector 2	Sector 3	T. Spd	Elapsed
2	3:35.986	1:04.836	1:35.430	55.720	144.6	7:07.355	8	3:12.602	56.477	1:25.502	50.623	178.8	27:08.371
3	3:30.209	1:06.409	1:30.142	53.658	142.9	10:37.564	9	<b>3:10.922</b>	<b>55.873</b>	<b>1:25.278</b>	<b>49.771</b>	176.8	30:19.293
4	<b>3:26.711</b>	<b>1:01.511</b>	1:29.118	56.082	154.5	14:04.275	10	3:12.224	56.463	1:25.336	50.425	184.3	33:31.517
5	3:31.508	1:05.103	1:30.307	56.098	139.4	17:35.783	<b>666</b> Bart DE BAKKER						
6	3:27.517	1:05.769	<b>1:28.422</b>	<b>53.326</b>	152.8	21:03.300	ALFA ROMEO 145						
7	3:35.708	1:03.992	1:34.580	57.136	136.0	24:39.008	1	3:32.762	1:08.790	1:30.063	53.909	159.5	3:32.762
8	3:34.652	1:04.707	1:33.110	56.835	136.4	28:13.660	2	3:24.132	1:02.701	1:27.160	54.271	157.9	6:56.894
9	3:28.438	1:03.749	1:30.557	54.132	137.8	31:42.098	3	<b>3:20.087</b>	<b>59.827</b>	1:26.236	54.024	159.1	10:16.981

**200** Michel KOWALESKI  
FORD Escort RS2000

1	3:50.697	1:29.226	1:29.827	51.644	159.1	3:50.697
2	3:08.188	54.720	1:23.145	50.323	157.4	6:58.885
3	3:07.579	54.296	1:23.155	50.128	164.6	10:06.464
4	3:08.364	54.718	1:25.292	48.354	161.7	13:14.828
5	3:03.368	<b>52.802</b>	1:22.218	48.348	177.0	16:18.196
6	3:03.415	53.502	1:21.127	48.786	175.0	19:21.611
7	3:03.643	53.731	1:21.718	48.194	175.9	22:25.254
8	3:02.523	53.775	1:20.529	48.219	184.3	25:27.777
9	<b>3:01.952</b>	53.953	<b>1:20.230</b>	<b>47.769</b>	182.4	28:29.729
10	3:03.323	53.615	1:21.081	48.627	180.9	31:33.052

**223** Floris FICK  
BMW 2002

1	3:53.214	1:29.710	1:33.761	49.743	146.1	3:53.214
2	3:11.542	55.086	1:27.580	48.876	179.1	7:04.756
3	3:05.271	53.567	1:23.034	48.670	190.8	10:10.027
4	3:03.878	53.314	1:22.660	47.904	191.8	13:13.905
5	3:01.226	53.372	1:20.618	47.236	191.8	16:15.131
6	<b>3:00.712</b>	<b>53.060</b>	1:20.367	47.285	192.2	19:15.843
7	3:01.122	53.641	<b>1:19.751</b>	47.730	187.8	22:16.965
8	3:00.760	53.085	1:20.536	<b>47.139</b>	186.2	25:17.725
9	3:02.262	53.212	1:21.376	47.674	188.2	28:19.987
10	3:02.261	54.211	1:20.774	47.276	185.9	31:22.248

**250** Hans-Gerd BRAUNEISER  
FORD Escort MRS2000

1	3:59.123	1:31.227	1:34.085	53.811	149.2	3:59.123
2	3:22.371	58.032	1:30.347	53.992	169.5	7:21.494
3	3:18.491	57.456	1:29.543	51.492	173.1	10:39.985
4	3:13.658	56.580	1:26.275	50.803	180.9	13:53.643
5	3:12.667	56.172	1:25.968	50.527	189.8	17:06.310
6	<b>3:11.675</b>	<b>56.056</b>	<b>1:25.586</b>	50.033	187.8	20:17.985
7	3:13.882	57.717	1:25.673	50.492	180.6	23:31.867
8	3:13.157	57.312	1:26.133	<b>49.712</b>	165.1	26:45.024
9	3:12.074	56.291	1:25.696	50.087	171.2	29:57.098
10	3:13.720	57.452	1:25.702	50.566	178.8	33:10.818

**251** Christoph ROESSLE  
FORD Escort RS2000

1	4:03.943	1:30.666	1:37.397	55.880	146.3	4:03.943
2	3:25.934	59.870	1:31.394	54.670	161.4	7:29.877
3	3:23.171	58.867	1:30.281	54.023	168.7	10:53.048
4	3:16.146	57.051	1:27.956	51.139	176.8	14:09.194
5	3:14.442	56.676	1:26.709	51.057	170.1	17:23.636
6	3:17.333	57.414	1:28.758	51.161	159.3	20:40.969
7	3:14.800	57.198	1:26.898	50.704	176.2	23:55.769